

Calibrator 80 / Calibrator 60

REF CA-DEX-0080

REF CA-DEX-0060

RUO

Magqu

For Research Use Only

Use by Expressed: as shown in the bottle packaging

Intended Use

The Calibrator 80 / Calibrator 60 is used to determine the accuracy and validity of the instrument.

Special instrumentation requirement

Magnetic Immunoassay Analyzer (XacPro-S).

Principles of Test

Calibrator 80 / Calibrator 60 are calibrated as Magnetic Immunoassay Analyzer (XacPro-S). Detection principle for magnetic beads in the external magnetic field generated by the ac magnetic signal(χ_{ac}).¹

Storage & Stability

Storage the product at 2 to 8 °C (35.6 to 46.4 °F).

Please refer to the detail expiration date on the product label.

CAUTION: Do not use the product beyond the expiration date.

CAUTION: Do not be frozen.

Statement of Warnings



BIOHAZARD

All products or objects that come in contact with human or animal body fluids should be handled, before and after cleaning, as if capable of transmitting infectious diseases. Wear facial protection, gloves, and protective clothing.

Safety Data Sheet is available at www.magqu.com.

1. Do not freeze.
2. Please keep away from events with strong magnetism.
3. For research use only
4. Do not use the product when it has left from 2 to 8 °C (35.6 to 46.4 °F) environment out over 24 hours.
5. Do not use the product when it has something precipitated.
6. Immediately after use product should be returned to cold storage (2 to 8 °C).
7. Do not use product beyond the expiration date printed on the vial.

Preparation

For use with the Calibrator 80 / Calibrator 60 at room temperature (15-30°C).

Procedure

Material supplied

Calibrator 80 / Calibrator 60

Materials required but not supplied

Magnetic Immunoassay Analyzer (XacPro-S)

Sample testing tubes

Transfer pipettes





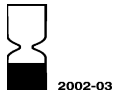







1. Vortex the product for about 5 ± 2 seconds.
2. Add 120 μ L of Calibrator 80 / Calibrator 60 to sample testing tube.
3. Insert the sample testing tube into the measuring channels of Magnetic Immunoassay Analyzer (XacPro-S).
4. Process the measurement according to the user's manual of Magnetic Immunoassay Analyzer (XacPro-S).
5. Complete the calibration.

References

1. C. C. Yang, S.Y.h Yang, J.J. Chieh, H.E. Horng, C.Y. Hong, H.C. Yang, K.H. Chen, B.Y. Shih, T.F. Chen, and M.J. Chiu, "Biofunctionalized magnetic nanoparticles for specifically detecting biomarkers of Alzheimer's disease in vitro", *ACS Chem. Neurosci*, 2: 500 (2011).

Glossary/symbol definition :

The following symbols may appear on the label or on the outer packaging.

SYMBOL	DESCRIPTION
	Caution, refer to accompanying documents
	Batch code
	Catalogue number,
	Content
	Use by Expressed as: CCYY-MM-DD
	Biological risk
	Consult instructions for use.
	Temperature limitation
	For research use only
	Manufacturer
	Country and date of manufacture
	Do not use if package damaged



MagQu Co., Ltd.

Rm3, 6F, No.95, MinquanRd., Xindian Dist, New Taipei City
231, Taiwan

Tel: +886-2-8667-1897

Fax: +886-2-8667-1809

E-mail: info@magqu.com

Website : www.magqu.com

Rev. Nov-03-2022